

IN BRIEF

William Tell is a classic adventure story about a hero who fights for freedom against a wicked governor! We hope you enjoy learning about the Swiss crossbowman and the unique country that he comes from!



1 LITERACY LESSON IDEAS

- If you don't recognise some of the words in this month's issue of **Storytime**, just check out the **Glossary** to find out what they mean.
- What did you think about the story of William Tell and his adventure? Answer the questions on the **Class Discussion Sheet** to explore some of the ideas found in this fun tale!
- Do you know what a 'superlative' is? Go to the **Reading Comprehension Sheet** to find out – and then hunt for the superlatives and other adjectives in the extract.
- Can you retell the story of William Tell in your own words? Turn to the **Story Structure Sheet** and write in your version of the story, using the illustrations for help.
- The **Story Structure Sheet** is very handy for figuring out the important things in a story. Can you answer all of the questions about the tale of Tell?
- Do you want to find out what happened next in the story of William and Walter? Why not make up their next adventure yourself? Print and cut out the **Storytelling Cards** and then start telling a story. When you need to find out who or what shows up next, just draw a card!
- William Tell and Gessler are two very different characters! On the **Describe Them!** sheet, see if you can work out which *adjectives* (describing words) could be used to talk about the hero and the villain.
- The events in this month's story have been mixed up on the **Story Sequencing** sheet. Can you put them back in the correct order?

2 GEOGRAPHY LESSON IDEAS

- William Tell came from Switzerland, which is a small country with a very unique history. Find out ten fun facts about this mountainous land on the **Switzerland Fact Sheet!**
- Switzerland is famous for its mountains, and you can learn more about this awe-inspiring type of terrain by checking out the **All About Mountains!** sheet.
- Mountains are the highest points on Earth. Which are the highest? Read the **How High?** sheet – and then complete the quiz about activities you can do in the mountains!
- Switzerland is a country where many languages are spoken. Learn a few words from each of them – and work out which ones are missing with the **Speak Swiss!** activity.

3 MATHS LESSON IDEAS

- **William's Maths Challenge** is an arithmetic quiz with a difference! Can you figure out how many points William Tell gets when shooting at a target? This exercise is an example of how maths can be used in real-world situations.
- Switzerland is famous for its finely-crafted cuckoo clocks. Test your clock-reading ability on the fun **Telling Time** activity sheet – and draw hands on a clock so it shows what time it is!

4 ART LESSON IDEAS

- Switzerland has herds of beautiful brown cows that produce the milk used in famous Swiss cheeses and chocolates. Of course, when you do the **Colour In the Cow!** challenge, you can make it any colour you like!
- Can you design a hat that is even more impressive than Governor Gessler's? Draw it in the frame on the **All Hail the Hat!** sheet - then colour it in, too.

STORYTIME GLOSSARY

1 OF 2

How many news words have you spotted in *Storytime* Issue 75?

Operation Unicorn (Page 6)

- ▷ **Belongings** – things she owns
- ▷ **Belly-flopped** – dived stomach-first
- ▷ **Bedspread** – thing covering bed
- ▷ **Inflatable** – can be pumped up
- ▷ **Badminton** – a sport
- ▷ **Lawnmower** – machine for cutting grass
- ▷ **Sheltered** – in a protected place
- ▷ **Slender** – thin
- ▷ **Spattered** – splashed
- ▷ **Whinnying** – sounding like ‘whinny’
- ▷ **Gateways** – doorways
- ▷ **Munched** – chewed
- ▷ **Sneakily** – in a sneaky way
- ▷ **Accessory** – extra part of outfit
- ▷ **Persuading** – clever talking
- ▷ **Hedges** – bushes shaped into a wall
- ▷ **Novel** – long book

Baloo's Bath Day (Page 12)

- ▷ **Cliffs** – steep rocky parts of land
- ▷ **Yowling** – making noise like ‘yowl’
- ▷ **Sore** – hurt
- ▷ **Spluttering** – coughing
- ▷ **Matted** – tangled
- ▷ **Scrub** – rub and clean hard

William Tell (Page 14)

- ▷ **Fiercest** – most powerful
- ▷ **Plough** – break up soil for planting crops
- ▷ **Obey** – follow
- ▷ **Townfolk** – people who live in town
- ▷ **Pole** – long thin piece of wood

- ▷ **Bow** – bend down
- ▷ **Bold** – brave
- ▷ **Paces** – steps
- ▷ **Challenge** – test
- ▷ **Grin** – big smile
- ▷ **Bowman** – person who shoots a bow
- ▷ **Dead-centre** – right in the middle
- ▷ **Bolts** – heavy arrows shot by crossbow
- ▷ **Grim** – dark and unpleasant
- ▷ **Humiliated** – made to feel embarrassed
- ▷ **Legendary** – talked about in legends
- ▷ **Revolution** – when a ruler is kicked out

The Enchantress of Numbers (Page 19)

- ▷ **Vivid** – powerful
- ▷ **Sparked** – set off
- ▷ **Equations** – sums
- ▷ **Unlock** – open up
- ▷ **Steam-powered** – using a steam engine
- ▷ **Complicated** – with many parts
- ▷ **Accurately** – correctly

The Griffin (Page 24)

- ▷ **Sickness** – illness
- ▷ **Bristles** – rough hairs
- ▷ **Convincing** – making them believe
- ▷ **Disgusting** – horrible
- ▷ **Fearsome** – frightening and dangerous
- ▷ **Talons** – birdlike claws
- ▷ **Ferry** – carry
- ▷ **Plucked** – pulled out
- ▷ **Screeched** – screamed
- ▷ **Dump** – drop

STORYTIME GLOSSARY

2 OF 2

- ▷ **Grateful** – thankful
- ▷ **Herd** – group of animals
- ▷ **Besides** – as well
- ▷ **Galloped** – rode fast on a horse

The Unmannerly Tiger (Page 32)

- ▷ **Unmannerly** – rude
- ▷ **Scarred** – with scars on
- ▷ **Blanketed** – covered
- ▷ **Shivered** – shook with fear
- ▷ **Prowl** – sneak around
- ▷ **Yowl** – make noise like ‘yowl’
- ▷ **Pounce** – jump on
- ▷ **Trapdoor** – door in floor or ground
- ▷ **Impolite** – rude
- ▷ **Boulder** – big rock
- ▷ **Devour** – eat
- ▷ **Chops** – mouth
- ▷ **Clawed** – scraped with his claws

The Magic Mouthful (Page 36)

- ▷ **Arguing** – talking in an angry way
- ▷ **Miserable** – upset
- ▷ **Grinned** – smiled widely
- ▷ **Patted** – tapped gently with hand
- ▷ **Pretend** – make believe

The Blacksmith and the Iron Man

(Page 38)

- ▷ **Blacksmith** – person who makes things out of iron
- ▷ **Anvil** – heavy object used to shape metal
- ▷ **Messenger** – person who carries messages
- ▷ **Carved** – made by chipping away pieces with a tool
- ▷ **Punish** – treat badly
- ▷ **Veins** – tubes in body that carry blood to the heart
- ▷ **Protest** – disagreed
- ▷ **Suit** – outfit
- ▷ **Glum** – sad
- ▷ **Shave** – cut off all hair
- ▷ **Gather** – bring together
- ▷ **Teardrops** – drops of water that come from eyes when crying
- ▷ **Unreasonable** – unfair
- ▷ **Smithy** – place where blacksmith works

CLASS DISCUSSION SHEET

TEXT QUESTIONS

The story of William Tell is one of the most famous tales from Switzerland. What did you think of this adventure?

1. In the story, William Tell is described as being very strong, skilled and brave. In what way do you think his son Walter takes after him? Why?
2. When William Tell shoots the apple from Walter's head, Governor Gessler breaks his promise and tells his guards to grab the bowman. What does this tell us about Gessler?
3. Governor Gessler tried to get the people of Uri to obey him and bow to his hat by threatening them with prison. What is another way he could have persuaded them to obey him?
4. From this story, what do you think about what the land of Switzerland is like? Write two things!
5. William Tell is one of Switzerland's greatest folk heroes, and is much admired by the Swiss. Who is folk hero from your country?

WRITE IT!

Think of a person that is important to you.
What words would you use to describe them?

My special person is _____

They are _____, _____, and _____.

Answers: 1. Walter takes after his father because he is brave. He is not frightened of his father having to shoot an arrow off his head. 2. It tells us that Gessler breaks his promises and should not be trusted. 3. One suggestion is that he could have been helpful to the people of Uri so they would trust him. 4. In the story, Switzerland is said to have mountains and lakes - 0 which is true! It has some of the biggest mountains and lakes in Europe.

NAME _____

CLASS _____

READING COMPREHENSION SHEET

Find out about superlatives (words used to describe things that are the best, or the worst!) and spot them in this month's story extract...

The farmers of Uri were famous for being tough and strong, and William Tell was said to be the toughest and strongest of them all!

He could climb a mountain without fear, sail a boat through the fiercest storm, and plough the stoniest field, but he was best known for his skill with a crossbow.

1. There are **five adjectives** in the first sentence of the extract. What are they?
2. Two of the adjectives in the first sentence are superlative adjectives – they are used to say that something is the greatest in some way. Can you work out which are the **superlative adjectives**?
3. To make a superlative out of a one-syllable adjective, just add -est to the end of it! Can you **make superlative adjectives** out of these adjectives? **WEAK – LOUD – SMALL**
4. To make a superlative out of a two-syllable adjective ending with y, change the y to an i and add -est to the end! Can you do it with these words? **CRAZY – SILLY – FUNNY**
5. There are **two superlative adjectives** in the last sentence of the extract. Can you work out what the not-superlative versions of them would be? (Clue: one ends with a y!)

WHAT WORD?

For almost all long adjectives, you don't add -est to the end of the word to make it an adjective – you put a certain four-letter word in front of it instead. Can you work out what this word is?

She is the M _ _ _ T intelligent.

He is the M _ _ _ T important.

It is the M _ _ _ T natural.

Answers: 1. Famous, tough, strong, toughest, strongest. 2. Toughest and strongest. 3. Weakest, smallest, loudest. 4. Craziest, silliest, funniest. 5. Fierce and stony. WHAT WORD? Most

NAME _____

CLASS _____

WILLIAM TELL: STORYBOARDS

1 OF 2



The story of William Tell has been retold many times. Now it's your turn – write your own version using the pictures on this storyboard as a guide.

1



2



3



4



NAME _____ CLASS _____

5



6



7



DID YOU KNOW?

If you visit the marketplace in Altdorf, you can see a cool statue of William Tell (and Walter), called the 'Tell Monument'.

NAME _____

CLASS _____

STORY STRUCTURE SHEET

Where is the story set?

When is the story set?

Who are the main characters in the story?

What is the main problem in the story?

What is the solution?

How does the story end?

NAME _____

CLASS _____

STORY CARDS

Now you can make up new adventures for William and Walter Tell!
Print and cut out these cards and shuffle them. Start telling your story,
and draw a card when you need an idea about what happens next!

WILLIAM TELL



WALTER



GESSLER



GUARD



CHEESE



HAT



DESCRIBE THEM!

This month's tale has a hero (William Tell) and a villain (Gessler).
Which of the words below would you use to describe them?



Strong

Brave

Skilful

Wicked

Evil

Cowardly

Clever

Determined

Dishonest

Tough

Honest

Cruel

Cunning

Proud

Difficult

WRITE
IT!

In just one sentence, how would you
describe William Tell's son Walter?

NAME _____

CLASS _____

Answers: William Tell is STRONG, BRAVE, SKILFUL, CLEVER,
DETERMINED, THOUGH and HONEST. Gessler is WICKED, EVIL,
COWARDLY, DISHONEST, CRUEL, CUNNING, PROUD and DIFFICULT.

MYTHS AND LEGENDS: WILLIAM TELL



STORY SEQUENCING SHEET

Oh no! Gessler has mixed up the story of William Tell – can you put it back in the right order?

Tell refused to bow to Gessler's hat, so Gessler's guards grabbed him and took him prisoner.

While they were rowing across the lake, a storm blew up. William Tell guided the boat to shore.

William Tell did not want to shoot the apple off his son's head, but Walter said, 'Don't worry, father, I am not afraid!'

Gessler told William Tell, 'I will set you free if you can shoot this apple from 50 paces.' William Tell agreed to do this.

William Tell came to Altdorf from the mountains, with his son Walter and his crossbow.

Gessler had William Tell tied up, and told his guards to row the prisoner across the lake to a castle prison.

The evil Gessler put up his hat on a pole in the town square and said that everyone had to bow to it or be thrown in prison.

Gessler then had his guards tie William's son Walter to a tree, and then the governor put the apple on the boy's head.

Tell told Gessler that if he had missed the shot, he would have used another bolt to shoot Gessler.

William shot at the apple and split it in two!

William let the guards stranded and disappeared into the mountains he knew so well!

NAME _____

CLASS _____

SWITZERLAND FACT SHEET



1

Switzerland is a small country in Europe with many neighbours! It is next to France, Germany, Italy, Austria, and a tiny nation called Liechtenstein!

2

There is no one 'Swiss' language. Different parts of the country speak different languages: French in the west, German in the east, Italian in the south, and Romansh in the southeast. Most Swiss can speak more than one language!

3

Romansh is only spoken in a small part of Switzerland, but it is a very interesting language. It is a version of Latin, which was the language of the ancient Romans – which is how it got its name!

4

Much of Switzerland lies in the Alps, which are a high range of mountains in the middle of Europe. The melted snow from the mountains helps to fill Switzerland's many lakes.

5

When it comes to wars, Switzerland is neutral! This means that they do not take a side. They only have a small full-time army and air force, but most Swiss men have to do military training so they can help defend the country if needed.

6

Switzerland is divided up into 26 different regions, called 'cantons'. They all have different histories, foods, accents and even laws!

7

Many European countries were ruled by kings in the Middle Ages, but not Switzerland! The country was formed when various towns and provinces in the Alps decided to work together to stop kings and emperors from bossing them around.

8

Switzerland's mountains are home to herds of cows. This milk is used to make Swiss cheese and chocolate, which are world-famous. Switzerland's favourite soft drink is also made out of milk!

9

Two of Switzerland's most famous foods are fondue and raclette, which are made with melted cheese.

10

Switzerland used to be a poor country, but in modern times the Swiss have become experts at banking, medicine, and making machinery. Swiss watches are famous for being very accurate and very expensive!

ALL ABOUT MOUNTAINS!

Much of Switzerland is in the Alps. Find out more about this amazing mountain range on this fact sheet!

The Alps is the biggest mountain range that lies entirely in Europe!

Melting snow from the Alps feeds into many of Europe's biggest rivers. **90% of the continent's fresh water** comes from these mountains!

Mountain ranges are often used to mark borders between countries. That's why so many of the world's highest mountains are on borders!

Mountains can be formed in many ways. The Alps were formed when **two of the huge plates of rock** that make up the Earth's surface bumped into each other

Parts of the Swiss Alps were once on the bottom of the sea, but got turned into mountains when the African plate hit the Eurasian plate. That is why people have found seashells high in the mountains!



People have been living in the Alps for many thousands of years. In 1991 the frozen body of a man who lived **5000 years ago** was found in the Alps between Italy and Austria. He was named **Otzi!**

Beyond **9,000 feet** above sea level, there are glaciers and a permanent blanket of snow.

The Alps stretch **1,200 km** across eight countries: Austria, France, Germany, Italy, Liechtenstein, Monaco, Slovenia and Switzerland!

HOW HIGH?

Here are the heights of some of the tallest mountains in the world...

10000mts

9000mts

8000mts

7000mts

6000mts

5000mts

4000mts

3000mts


2000mts

1000mts


What to do on mountains?

There are many exciting activities to do in the Swiss Alps. Tickle the things you can do there!

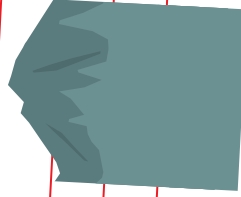
- ☐ MOUNTAIN BIKING
- ☐ SURFING
- ☐ WATER SKIING
- ☐ CLIMBING
- ☐ SNOWBOARDING
- ☐ SWIMMING
- ☐ DEEP-SEA DIVING
- ☐ FOOTBALL




Mount Everest
In Nepal, the
tallest in the world
8,848 metres high



Mount Elbrus
In Russia, the
tallest in Europe
5,642 metres high



Mont Blanc
The highest in
Switzerland
4,808 metres high



The Matterhorn
Between Italy
and Switzerland
4,478 metres high



Ben Nevis
Tallest mountain
in the UK
1,345 metres high

NAME _____

CLASS _____

SPEAK SWISS!


Switzerland has four languages – and here is how to say simple things in all of them! However, some entries are missing – can you fill in the gaps using the words below?

English	German	French	Italian	Romansh
Good morning	Guten Morgen	Bonjour	Buon giorno	
Yes	Ja		Si	Gea
No	Nein	Non		Na
Thanks		Merci	Grazie	Engraziel
	Schweiz	Suisse	Svizzera	Svizra

NO
BIEN DI
SWITZERLAND
DANKE
OUI

THE FLAG!

Switzerland is one of only two national flags that is *square* – the other one is the flag of Vatican City. The flag of the Red Cross, which provides humanitarian aid across the world, is the same as the Swiss flag, but with the colours reversed. (It has a red cross on a white background).

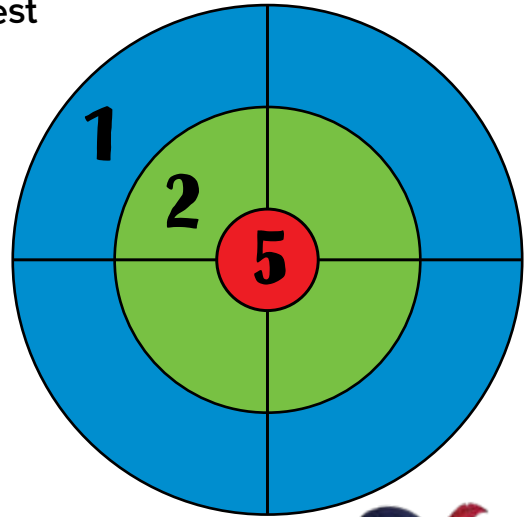




NAME _____



CLASS _____



WILLIAM'S MATHS CHALLENGE




William Tell is taking part in a shooting contest
– but he needs your help to keep score!










A  +  =

B  +  =

C  +  =

D  +  +  =

E  +  +  =

F  +  +  +  =



Answers: A. 3, B. 6, C. 7, D. 5, E. 11, F. 6.

NAME _____

CLASS _____

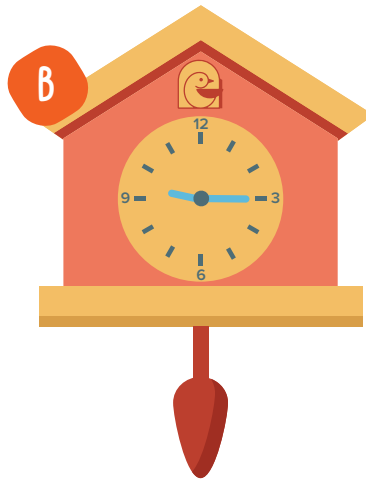
TELLING TIME

The Swiss are famous for their watches – and cuckoo clocks! Can you tell what time it is on all FOUR of the clocks below?

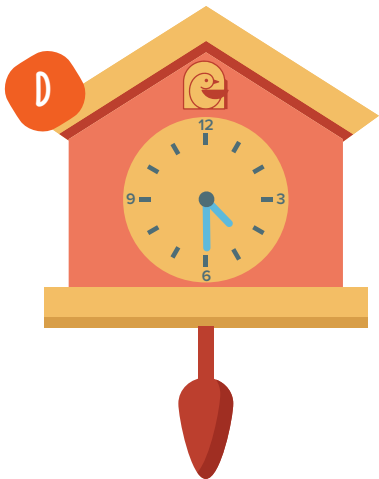
TIP


Remember: the short hand is the 'hours' hand and the long hand is the 'minutes' hand.











CLOCK CHALLENGE!

Can you draw in the short and long hands so this clock shows **10 o'clock**? Then colour it in!

NAME _____


CLASS _____



Answers: A – 3:00, B – 9:15, C – 7:00, D – 4:30.

COLOUR IN THE COW!

In Switzerland, people are very proud of their cows – and on special days they dress them up with giant bells. Colour in this cool cow!



TOP TIP

The cows that live in Swiss mountain cows are brown with furry ears – but you can colour this one in any way you like!

NAME _____

CLASS _____

ALL HAIL THE HAT!

Governor Gessler was very proud of his hat – but can you create a cooler one for yourself? Draw in the hat below and don't forget to colour it in too!

NAME _____

CLASS _____