

IN BRIEF

The Enchanted Canary is a magical fairy tale about a prince who goes to a distant land in search of a princess who has been transformed into a canary. It inspired this pack, which is full of fairy tale activities and fun facts about birds!



1. LITERACY LESSON IDEAS

- The **Storytime Glossary** contains words from this month's issue that might be unfamiliar to readers. Ask kids to refer to it if they don't know what a word means.
- The **Class Discussion Sheet** is all about difference! The questions encourage students to think about how the characters in 'The Enchanted Canary' are different from each other, and how difference can be a positive thing!
- The **Reading Comprehension Sheet** features an excerpt that includes a *question mark*, a *comparative* and an *adjective* relating to temperature. This activity could be used to start talking about similar words and types of punctuation.
- Challenge the class to unjumble the events on the **Story Sequencing Sheet**. Which event came first? Put a '1' after that one! Then, they should continue labelling the events to show the order they *should* be read in...
- Getting students to retell a story in their own words is a great way to develop their reading comprehension and writing skills. The **Storyboard** pages have illustrations that serve as visual cues, and spaces for them to tell their version of our fairy tale!
- Adjectives are words that are used to describe things, and the **Adjective Action!** activity asks kids to match the adjectives to the four main characters in this month's fairy tale.
- Kids can create their own magical tales using the **Roll Up a Fairy Story!** page. They should follow the flowchart, and where there is a blank space for a character, place, object or adjective, they roll a dice and check the table to see what it should be! After they have completed the flowchart, they could write out their story...

Continued on page 2...

1. LITERACY LESSON IDEAS CONTINUED

- **The Tale Before the Tale** is a writing activity that encourages kids to come up with their own story about how and why Lucia was turned into a canary!
- Test how well students understood this month's story by challenging them to complete the tricky **True or False?** quiz!

2. SCIENCE LESSON IDEAS

- The **Bird Words** activity introduces seven bird-related terms and challenges students to match each one with the correct definition. How many can they get right?
- The colourful **Amazing Bird Cards!** have facts about six very different birds from around the world. Can kids find the places each one comes from on a map? After the class has read the cards, ask them to use what they have learned to complete the **Matching Meals!** activity on the next page, which is about what different birds eat!
- Observing our feathered friends is a mindful activity that connects us with nature. The **Birdwatching Basics** tells kids how to get started with this hobby!

3. ART LESSON IDEAS

- Origami is the Japanese art of making things out of folded paper. The cool **Canary Origami** page shows kids how to turn a square of paper into a cute canary – can your class make a whole flock of them?
- The **Fingerprint Friends!** activity is all about making a simple fingerprint into a piece of art, using only a pen, paper and an ink pad or paint-soaked sponge.
- The figure on the **Feather an Enchanted Canary!** sheet needs some feathers... and adding them would make a cool class activity. When the sheet is printed out, it's time to start stick on feathers. They could be cut out of coloured paper or card – or you could use shiny paper or even real feathers!

STORYTIME GLOSSARY

Look up any new words in this handy reference section!

The Monkey and the Dolphin (Page 6)

- ▷ **Port** – city with a harbour
- ▷ **Marvelled** – looked in amazement
- ▷ **Mast** – tall post on ship, holding sails
- ▷ **Fierce** – strong and dangerous
- ▷ **Chittered** – said in a chattering way
- ▷ **Primate** – type of animal, including monkeys, apes and humans
- ▷ **Impress** – show off to
- ▷ **Fibs** – lies
- ▷ **Driftwood** – wood floating in sea
- ▷ **Ashore** – to the beach

The World Turtle (Page 9)

- ▷ **Flatbread** – pancake-like bread
- ▷ **Daydreaming** – thinking about other things
- ▷ **Headland** – narrow bit of land sticking out into the sea
- ▷ **Rumbling sound** – deep, ongoing noise
- ▷ **Lagoon** – area of sea protected by reefs
- ▷ **Flippers** – paddle-like limbs of an animal
- ▷ **Constellations** – groups of stars
- ▷ **Plankton** – tiny sea creatures
- ▷ **Colossal** – huge
- ▷ **Quizzically** – in a curious way
- ▷ **Currents** – movements of water
- ▷ **Distress** – pain and unhappiness
- ▷ **Endangered** – in danger of going extinct
- ▷ **Tropical** – relating to the area around the Earth's equator

The Red-Haired Girl and the Golden Sun (Page 14)

- ▷ **Siksiklat** – kind of vine
- ▷ **Pluck** – pull off
- ▷ **Betel nut** – a kind of nut from south and southeast Asia
- ▷ **Well-stocked** – with lots of things in it
- ▷ **Juicy** – juice-filled
- ▷ **Blazing-red** – bright-red, as if on fire
- ▷ **Withstand** – cope with
- ▷ **Insisted** – said in a firm way
- ▷ **Relented** – gave in
- ▷ **Sprout** – grow
- ▷ **Locals** – people from the place

The Enchanted Canary (Page 20)

- ▷ **Hobby** – activity he did for fun
- ▷ **Exotic** – from other places
- ▷ **Sun-baked** – made very warm by the sun
- ▷ **Grove** – group of trees
- ▷ **Flask** – bottle
- ▷ **Screeched** – screamed in high-pitched way
- ▷ **Cupped** – made into a cuplike shape
- ▷ **Bedraggled** – dirty and untidy-looking
- ▷ **Peasant** – poor farmer
- ▷ **Cooed** – said in a soft, calming way
- ▷ **Gown** – long dress
- ▷ **Beloved** – much-loved
- ▷ **Carnival** – special festival
- ▷ **Greenhouse** – house of glass used to grow plants that need a warm climate

Continued on page 2...

STORYTIME GLOSSARY

2 OF 2

The King's Ears (Page 28)

- ▷ **Theories** – unproved ideas
- ▷ **Lottery** – a type of game where a person is chosen by chance
- ▷ **Chamber** – room
- ▷ **Poking out** – sticking out
- ▷ **Shaking** – moving slightly
- ▷ **Dungeon** – prison in a castle
- ▷ **On one condition** – if you agree to one thing
- ▷ **Unwell** – sick
- ▷ **Fetch** – get
- ▷ **Timber** – wood
- ▷ **Vibrated** – shook very quickly
- ▷ **Gasped** – made surprised noises
- ▷ **Bravery** – courage

The Greatest Gift of All (Page 33)

- ▷ **Silvery** – silver-coloured
- ▷ **Rocked** – moved one way and then the other
- ▷ **Bustling** – busy
- ▷ **Prosperous** – rich
- ▷ **Ornate** – richly decorated
- ▷ **Architect** – person who designs buildings
- ▷ **Visionary** – ahead of its time
- ▷ **Minaret** – kind of tower on a mosque

Henny Penny and the Wonderfood (Page 38)

- ▷ **Buttonhole** – hole in piece of clothing to put a button through
- ▷ **Drawled** – said in a slow, relaxed way
- ▷ **Taste bud** – part of tongue that tastes things
- ▷ **Tantalising** – exciting
- ▷ **Doom** – thoughts about bad things happening
- ▷ **Disgusting** – absolutely horrible

The Golden Chain (Page 40)

- ▷ **Supreme** – greatest and most important
- ▷ **Uncounted** – many
- ▷ **Baobab tree** – kind of large African tree
- ▷ **Orishas** – spirits in Yoruba legends
- ▷ **Mist** – thin fog
- ▷ **Flourish** – grow well
- ▷ **Sacred** – holy
- ▷ **Dunes** – hills of sand
- ▷ **Comforting** – nice-feeling
- ▷ **Reflection** – image in a smooth surface
- ▷ **Alight** – on fire
- ▷ **Blazing** – burning
- ▷ **Damp** – slightly wet

CLASS DISCUSSION SHEET

LET'S TALK ABOUT... **the power of difference!** This month's tale features characters who are very different from each other. The questions below are about the benefits of not all being the same!

- 1.** Can you think of ways in which Desire, Lucia, the king and the witch are different from each other? You can include appearance, attitude, interests and so on!

- 2.** What do you think the story would be like if everyone in it was more similar? Do you think it would be more or less interesting? Why?

- 3.** At the end of the story, Desire and Lucia bring wonderful fruit trees to Flanders. How do you think this would make life better for the people of Flanders?

DIFFERENT AND THE SAME!

Think of a person that is important to you – it could be a friend or a family member! See if you can think of two ways in which they are similar to you, and two ways in which they are different!

WAYS THEY ARE SIMILAR: _____

WAYS THEY ARE DIFFERENT: _____

READING COMPREHENSION SHEET

There are a *comparative*, an *adjective* about temperature, and a special punctuation mark in this extract – and it's up to you to find them!

“

What is that?” asked the king.

“It is a fruit from a warm land far to the south!” said the bishop.

“I call it... an orange!”

The prince was amazed by this wonderful fruit. It smelled sweet and tasted even sweeter!

”

1. What punctuation mark in the first sentence shows us that the king is asking a question?

2. What *adjective* (describing word) tells us what the temperature is like in the land that the orange comes from? What do you think the *opposite* of this word is?

3. In the last sentence, there is a *comparative*, which is a word that tells us what something is like, compared to something else. Which word do you think it is? (**Hint:** comparatives often end with an -er...)

CREATE SOME COMPARATIVES!

Make these adjectives into comparatives! It's easy – just add an -er to the end! (Sometimes you have to double the last letter before adding the -er...)

Warm: _____

Hot: _____

Big: _____

ANSWERS: 1. The question mark (?). 2. Warm – the opposite of this is cool or cold. 3. Sweeter. Create Some Comparatives! Warmer, hotter and bigger..

STORY SEQUENCING SHEET

How well do you know this month's fairy tale? Can you work out which order the events from the story should go in?

By following these instructions, Desire managed to get into the castle's orange grove and plucked three oranges from a tree.

One day, a bishop brought a fruit called an 'orange' to the court of the king of Flanders. The king's son, Desire, was fascinated by it.

After fleeing from the castle, Desire peeled two of the oranges. A bird popped out of each and flew away.

The man told Desire how to get past the gate, the dog and the cook that guarded the castle.

But when they got to the king's palace, the wicked witch used an enchanted pin to turn Lucia into a canary.

The girl's name was Lucia, and she said that she had been turned into a canary by a witch. Desire and Lucia went back to Flanders together.

That night, Desire dreamed that he picked an orange – and a beautiful girl came out of it. He decided to go and find her!

But when Desire peeled the third orange, out popped a canary. When he gave it some water, it turned into the girl from his dream.

Lucia and Desire were married, and they planted many exotic fruit trees for the people of Flanders to enjoy!

The canary fluttered to the king of Flanders. He found and pulled out the enchanted pin – and Lucia returned to her human form.

As he rode off in search of the girl from his dream, Desire met a man who told him that the princess was in the castle of a wicked witch.

NAME _____

CLASS _____

STORYBOARD

1 OF 2

Tell this month's tale in your own words! Write down what happened to Desire on his adventure underneath the illustrations below...

1




2



3



4



NAME _____

CLASS _____

STORYBOARD

2 OF 2

5



6



7



8




NAME _____

CLASS _____

ADJECTIVE ACTION!

Each character in the story has some unique things about them! Can you match each of these four characters with the adjectives that best suit them?

LUCIA	DESIRE
	
THE KING	THE WITCH
	

CURIOUS WICKED DETERMINED
 LAZY CUNNING ENCHANTED
 CALM KIND BRAVE
 TRUSTING EXOTIC MEAN

ANSWERS: LUCIA: enchanted, exotic and trusting. DESIRE: brave, determined and curious. THE KING: lazy, kind and calm. THE WITCH: mean, wicked and cunning.

NAME _____

CLASS _____

ROLL UP A FAIRY STORY!

Follow this flowchart, and roll a dice and check the table below to find out which magical beings, special places or enchanted objects will appear!

SETTING THE SCENE

There once was a

_____ (main character) who lived
in a _____ (adjective)
_____ (special place).

CALL TO ADVENTURE!

One day, a fairy told the
main character that they
must go on a quest to
save a _____
(magical being).

PROBLEM




















When the **main character**
got to the _____
(adjective) _____
(special place), they found
their way blocked by a
massive _____ (obstacle).

ENDING

The **main character** and the **magical
being** returned home together and were
welcomed by their friends as true heroes!

SOLUTION

However, the **main character** used a
_____ (enchanted object) to get
past it and rescue the **magical being**.

						
Main Character						
Adjective	Dark	Enchanted	Hidden	Forgotten	Cursed	Mythical
Special Place						
Magical Being						
Obstacle	Vine	Wall	Fire	Gate	Door	Boulder
Enchanted Object						

A prequel is a story that comes *before* another story. In our fairy tale, the princess was changed into an enchanted canary and trapped inside an orange – but how did that happen? Write your own story below about how and why Lucia was enchanted by the witch!

This image shows a blank sheet of white paper with horizontal ruling lines. The lines are evenly spaced and extend across the width of the page. There are no margins, text, or other markings on the paper.

NAME _____

CLASS

TRUE OR FALSE?

Have you read 'The Enchanted Canary' already? Re-read it and see if you can tell which of these statements from the fairy tale are true and which ones are false.

1. Desire liked birdwatching!

A. TRUE

B. FALSE

2. The girls of Flanders thought that Desire was very handsome!

A. TRUE

B. FALSE

3. An old woman gave Desire advice about how to find the girl in his dream!

A. TRUE

B. FALSE

4. Desire gave the dog a bone when he got into the castle.

A. TRUE

B. FALSE

5. The giant cook did not stop Desire from taking the oranges from the castle.

A. TRUE

B. FALSE

6. Desire broke the curse by giving the canary birdseed!

A. TRUE

B. FALSE

8. Desire knew that the disguised witch was not Lucia!

A. TRUE

B. FALSE

9. When the king pulled the pin from the canary's feathers, the witch was turned into a bird!

A. TRUE

B. FALSE

7. A magic pin turned Lucia back into a canary.

A. TRUE

B. FALSE

10. The prince and Lucia planted many different fruit trees in the royal gardens!

A. TRUE

B. FALSE

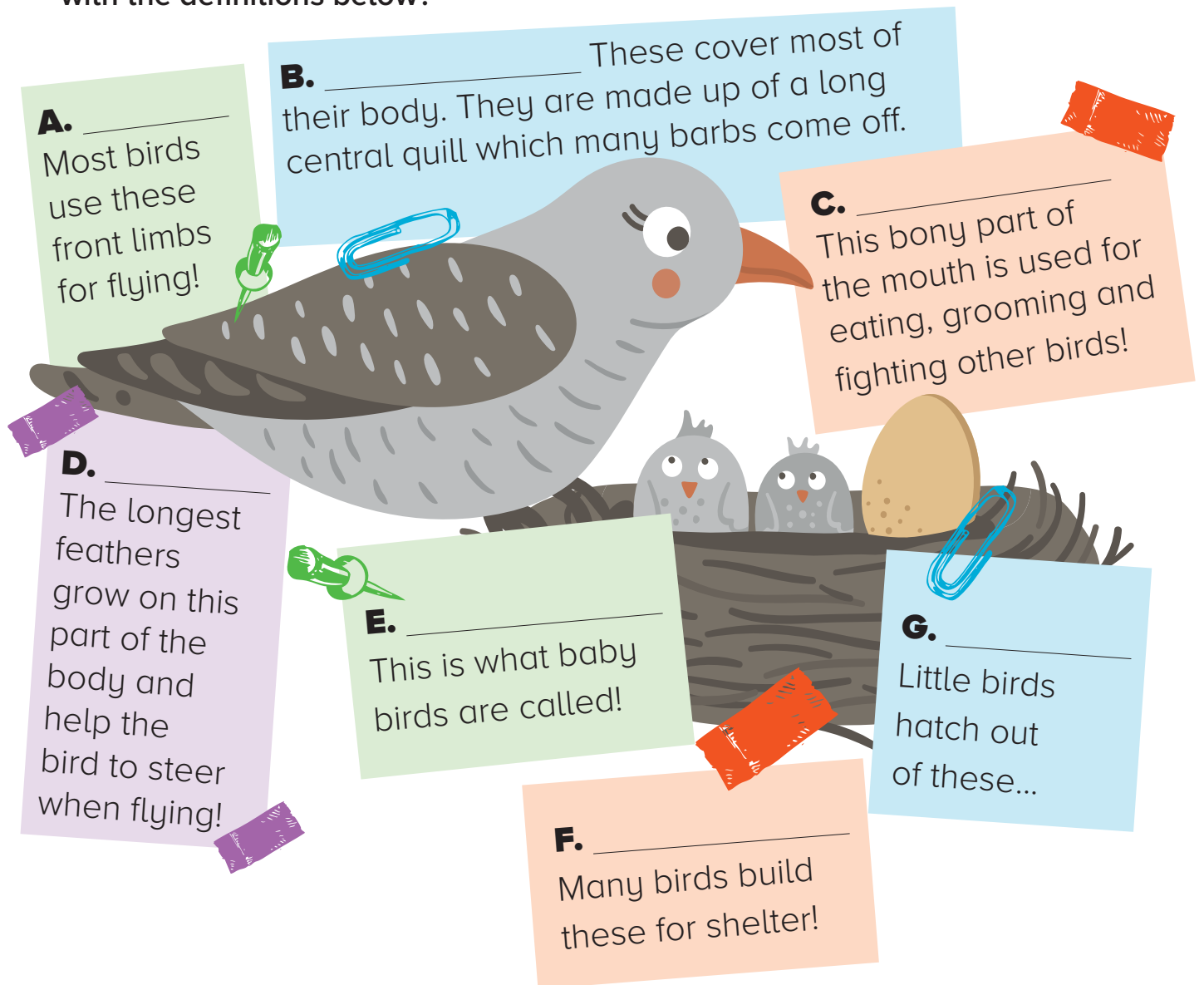
ANSWERS: 1. FALSE, 2. TRUE, 3. FALSE, 4. FALSE, 5. TRUE, 6. FALSE, 7. TRUE, 8. TRUE, 9. FALSE, 10. TRUE.

NAME _____

CLASS _____

BIRD WORDS

Birds are unique creatures! Can you match the bird-related words with the definitions below?



1. **NESTS** 2. **BEAK** 3. **EGGS** 4. **CHICKS**
5. **TAIL** 6. **FEATHERS** 7. **WINGS**

ANSWERS: A. 7, B. 6, C. 2, D. 5, E. 4, F. 1, G. 3.

NAME _____

CLASS _____

AMAZING BIRD CARDS!

Canaries are only one of thousands of species of birds that can be found all over the world. Here are some feathered friends that you definitely need to know about!

CANARY

A colourful little bird that is a popular pet!

From: The Canary Islands, the Azores and Madeira

Main food: Seeds

Did you know? Canaries have also been bred to have many other dazzling colours!



FLAMINGO

A large wading bird with pink feathers!

From: Africa, the Americas and Asia

Main food: Brine shrimp and algae

Did you know? Flamingoes get their pink colour from the shrimps they eat!



HORNBILL

A big bird with a big, brightly coloured bill!

From: Africa, India, the Philippines and the Pacific

Main food: Fruit

Did you know? Female hornbills seal themselves into their nests before laying eggs!



BALD EAGLE

A magnificent hunter with a yellow beak and claws!

From: North America

Main food: Fish

Did you know? Bald eagles aren't bald – they have white feathers on their heads!



OSTRICH

A long-legged flightless bird that is taller than a human!

From: Africa and Arabia

Main food: Grass

Did you know? Ostriches are the heaviest living birds!




KIWI

A cute flightless bird with a long beak and long, brown feathers!

From: New Zealand

Main food: Worms and insects

Did you know? Kiwis are a national symbol of New Zealand!



MATCHING MEALS!


Can you match the birds on the left of the page with the foods they eat on the right? (You can turn to the previous page to check!)



A. Canary



B. Flamingo




C. Hornbill




D. Bald Eagle



E. Ostrich



F. Kiwi



1. Fish

2. Worms




3. Shrimp

4. Grass



5. Seeds

6. Fruits



ANSWERS: A. 5, B. 3, C. 6, D. 1, E. 4, F. 2.

UNUSUAL FOODIES!

- Honeyguides are African birds that like to eat beeswax!
- Amazonian hoatzins mostly eat leaves; they are *folivorous*!
- Blue tits have been known to peck through milk bottle lids to sip the cream on top!
- European honey buzzards love a crunchy meal of Asian hornets and bees!

NAME _____

CLASS _____

BIRDWATCHING BASICS

Birdwatching is the favourite hobby of the king in this month's story – and it can be a fun and rewarding activity! Follow the tips below to start your birdwatching journey and tick off the different birds on the sheet...

1. Get your gear!

All you need is a pencil and this sheet, printed out. A clipboard and some small binoculars can also be useful, and don't forget a waterproof jacket!



2. Find a good spot for spotting!

A park is a good place to start. Go with an adult, and be careful around ponds and streams!



3. Stay still!

When you find a good spot, don't move around too much. Birds will get nervous and fly away!








4. Use your ears! Keep quiet and see if you can hear the sound of birds.



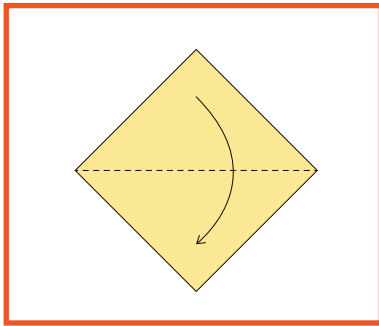
This will help you find them!

5. Record your findings! Tick off the birds on the list below when you spot them. If you see a bird that isn't on the list, write down how big it is, what it looks like, and so on. Try to identify it online when you get home!

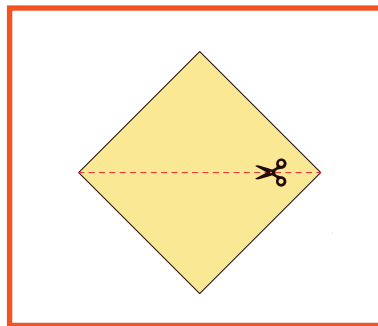
Bird	Size	Watch out for...	
 Robin	Small	... the red patch on its chest!	<input type="checkbox"/>
 Magpie	Medium	... its distinctive black and white feathers!	<input type="checkbox"/>
 Mallard Duck	Medium	... the shiny green feathers on the male duck's heads!	<input type="checkbox"/>
 Pigeon	Medium	... its gentle coo-ing sound!	<input type="checkbox"/>
 Seagull	Large	... its webbed feet!	<input type="checkbox"/>

CANARY ORIGAMI

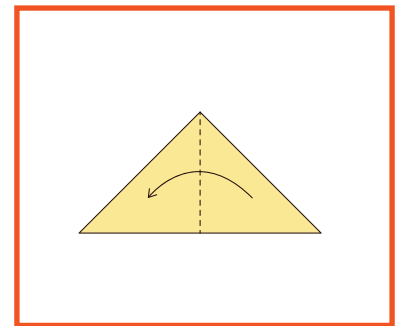
Here's how to make your own beautiful bird with a square sheet of paper!
 Use yellow paper to make a canary – or make your bird any colour you like!



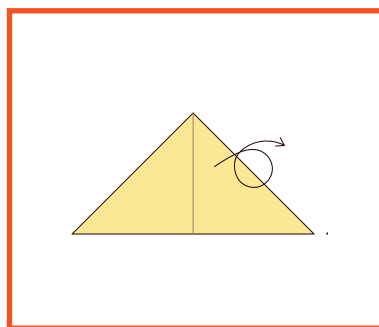
1 Fold one corner of the paper across to the other side of the paper and crease it.



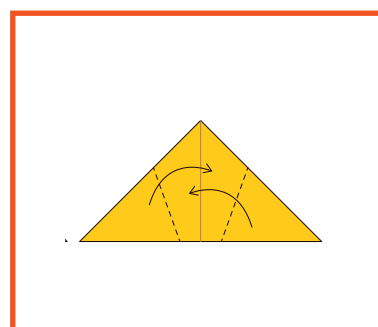
2 Cut the paper into two triangles along the crease, using scissors.



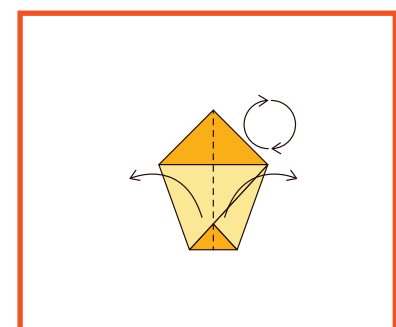
3 Fold one of the triangles in half as shown, creating a crease down the middle.



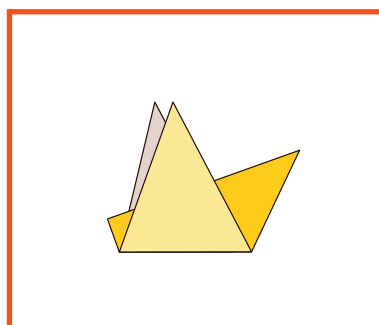
4 Turn the paper over.



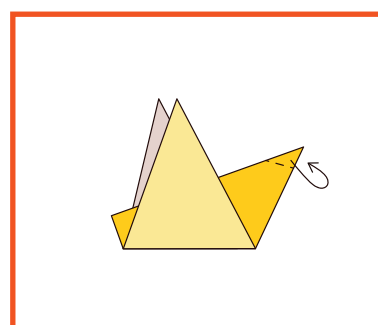
5 Fold the two outer points of the triangle in as shown.



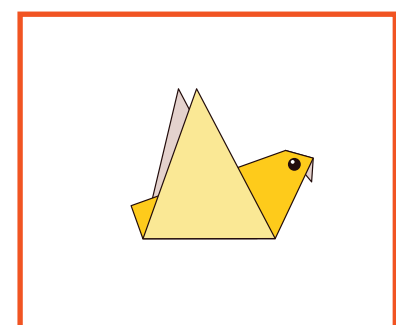
6 Fold out the 'wings' you have made.



7 Fold the triangle along the centre crease to create the bird's body.



8 Bend the pointy bit at the front of the bird in and down to make a beak for your bird.



9 Add a shiny black eye on each side and your canary is done!

FINGERPRINT FRIENDS!

These fingerprint birds are great fun and very easy to make.

Add them to a homemade birthday card or make them to brighten up a rainy afternoon! Can you think of any other animals you could make using your fingerprints?

WHAT YOU WILL NEED:

- ★ Paper
- ★ Inkpad or a bit of paint soaked into a sponge
- ★ Wet cloth to clean up with
- ★ Pen or marker



1 First, roll the tip of your finger or thumb onto the ink pad or sponge and then press it firmly onto a piece of paper.



2 Once the fingerprint has dried, add a beak, crest and a tail to your canary!

Now, use the spaces below to create your own animals!

3 Add more details – including the wings, feet and eye!




NAME _____

CLASS _____

FEATHER AN ENCHANTED CANARY!

Glue colourful feathers onto the bird below. You can make them of paper, card or foil – or use real feathers!



FEATHER FACTS!

- Feathers are made out of a substance called 'keratin' – it's the same stuff our fingernails are made of!
- A bird's feathers wear out over time, so they grow a new set that replaces the old ones. (This is called 'moulting'.)
- Before the invention of modern pens, people used goose feathers

NAME _____

CLASS _____