

IN BRIEF

The Island of Flowers is about a sky fairy who brings beautiful blossoms to the island of Flores in the Azores. That's why this pack is all about islands – what they are, how they are formed, and what it might be like to live on one.



1. LITERACY LESSON IDEAS

- The **Storytime Glossary** is a handy resource that can help children develop their vocabulary and give them an opportunity to look things up for themselves. If a student doesn't know what a word in one of this month's stories means, encourage them to refer to the glossary!
- This month's **Class Discussion Sheet** has questions that will get kids talking about islands – what they are, what makes them special, and the challenges that might come from living on one! Follow up their answers with more questions to keep the discussion going and introduce new ideas...
- There are interesting parts of speech waiting to be found in the extract on the **Reading Comprehension Sheet**. Can your students find the *prepositions* and *alliterations* and come up with a *synonym*?
- Test how well your class knows Belen's story by getting them to put the events on the **Story Sequencing Sheet** in the right order! Each section should be numbered to show which one should be read next.
- The **Storyboard** page has colourful images from this month's story, with space underneath for students to retell the story in their own words. Can they come up with a fresh version of the tale while making sure that all of the key points are covered?
- The fairy from 'The Island of Flowers' is a very interesting character! What did the students learn about her? Find out by getting them to complete the **Character Sheet: Belen** page...

Continued on page 2...

1. LITERACY LESSON IDEAS CONTINUED

- If the class would like more tales about islands, get them to check out the **Island Stories to Read** page, which features a variety of tales from around the world.
- Islands can really inspire our imagination – think of how many classic stories are about people who are stranded on an island and have to survive! Kids can write their own cool island tale on the **Your Island Adventure!** sheet. They should mention how they got to the island, what they found there, a challenge they faced, and how they were rescued in the end!
- Adjectives are words that are used to describe things, and they are very useful! The **Describe These Islands!** activity lists several adjectives that can be used to talk about islands, as well as images of four very different islands. Can students choose appropriate adjectives for each picture?

2. GEOGRAPHY LESSON IDEAS

- **Amazing Islands** has cool facts about some of the most fascinating locations on Earth!
- After the class has checked out the entries on the **Amazing Islands** page, they should try to find all of the listed islands on the map on the **Where Are They?** sheet. Students should try to label each one correctly...
- The **How Are Islands Formed?** sheet asks students to match different kinds of islands with the definitions listed on the page. This activity can lead into a discussion about the ways different processes shape our planet.
- The **Name That Geographical Feature!** sheet has pictures of different things that can be found on the surface of our planet. Can students match each feature with its name?
- What would you need if you were trapped on an island, and what would you do? The **Desert Island Survival** page presents students with several challenges that they could face and encourages them to come up with creative solutions!

Continued on page 3...

3. ART LESSON IDEAS

- The **Design an Island!** page encourages kids to get creative with the things they've learned about islands and geography by getting them to draw a map of an island that exists only in their imagination. What geographical features are on it? What kinds of plants grow there?
- The garden that the fairy Belen planted on Flores is meant to be the most beautiful in the world. Students can add to its beauty by using crayons, felt tip pens or coloured pencils on the image on the **Colour In Belen's Garden** page. The completed sheets could be wonderful for brightening up the classroom walls...

4. MENTAL HEALTH AND WELLBEING

- Gardening is an activity that can provide many benefits for children. Setting up a class garden can be a fun project that will teach students practical lessons about biology while developing their curiosity about the natural world. Caring for plants will help them to take responsibility for the living things in their care, and they will get a sense of achievement when their crops prosper.

Gardening can also have health benefits! It encourages mindfulness while taking part in a physical activity and spending time outdoors! So why not follow Belen's example and share the joy of growing beautiful things!

STORYTIME GLOSSARY

Look up any new words in this handy reference section!

The Wise Rat (Page 6)

- ▷ **Cautious** – careful
- ▷ **Sauntered** – walked in a confident way
- ▷ **Pretending** – acting in a false way
- ▷ **Wicked** – cruel
- ▷ **Thrashing** – moving violently
- ▷ **Peculiar** – strange
- ▷ **Sniff** – breathe in to smell something
- ▷ **Suspiciously** – in an untrusting way
- ▷ **Chattered** – said quickly
- ▷ **Wriggled** – moved this way and that
- ▷ **Gloated** – said boastfully
- ▷ **Yowled** – made a noise like ‘yowl’
- ▷ **Scolded her** – told her off
- ▷ **Disgust** – strong dislike

The Princess of Red Barns (Page 10)

- ▷ **Brick** – block of hard baked clay
- ▷ **As far as she was concerned** – in her opinion
- ▷ **Governesses** – private teachers
- ▷ **Tag along** – follow her
- ▷ **Ruler** – person who rules
- ▷ **Conversations** – talks
- ▷ **Hissed** – said in a sharp but quiet way
- ▷ **Crouching** – bending over
- ▷ **Scoffed** – said in a scornful way
- ▷ **Scrapes** – little grazes
- ▷ **Prank** – practical joke
- ▷ **Shrieking** – screaming
- ▷ **Stylishly** – in a fashionable way

The First Coconut (Page 16)

- ▷ **Unbearably hot** – so hot that it was impossible to take
- ▷ **Lagoon** – sheltered area of water
- ▷ **Rippled** – marked with wavy lines
- ▷ **Impolite** – rude
- ▷ **Apology** – a statement of being sorry
- ▷ **Grottoes** – little caves
- ▷ **Several** – a small number
- ▷ **Melancholy** – sad
- ▷ **Rumbling** – deep-sounding
- ▷ **Dimples** – little dents
- ▷ **Swaying** – moving from side to side

The Sun Horse (Page 20)

- ▷ **Blessed** – given something good
- ▷ **Flourish** – grow well
- ▷ **Grimly** – in a serious way
- ▷ **Clanking** – making noises like ‘clank’
- ▷ **Racket** – loud noise
- ▷ **Seer** – person who sees the future
- ▷ **Astounded** – amazed
- ▷ **Haughty** – proud
- ▷ **Grumbled** – complained
- ▷ **Horizon** – the line where Earth and sky appear to meet
- ▷ **Twilight** – dawn or evening
- ▷ **Forbidding** – scary-looking
- ▷ **Bony** – thin
- ▷ **Province** – part of a country
- ▷ **Bolt** – blast

Continued on page 2...

STORYTIME GLOSSARY

2 OF 2

- ▷ **Drew** – pulled out
- ▷ **Fiercely** – in a powerful way
- ▷ **Scorch** – burn
- ▷ **Drenched** – soaked with water
- ▷ **Valuable** – worth a lot
- ▷ **Poisonous** – filled with poison
- ▷ **Rap** – knock
- ▷ **Laden with** – weighed down with
- ▷ **Sulked** – acted sad and upset
- ▷ **Wondrous** – amazing
- ▷ **Deeds** – actions

Ben Gunn's Real Treasure (Page 28)

- ▷ **Voyage** – sea journey
- ▷ **Docked** – stopped and was tied up
- ▷ **Gangplank** – plank from ship to land
- ▷ **Mutinies** – rebellions by sailors
- ▷ **Weighed me down** – was heavy to me

Louis's Zoo (Page 30)

- ▷ **Enthusiasm** – positive emotions
- ▷ **Blur** – unclear time
- ▷ **Bumpy** – with many bumps
- ▷ **Humid** – with a lot of moisture in the air
- ▷ **Driveway** – little road to a house
- ▷ **Intricate** – complicated
- ▷ **Sparklers** – little sparkling fireworks
- ▷ **Cradling** – gently holding
- ▷ **Menagerie** – collection of animals
- ▷ **Flamboyant** – attention-getting
- ▷ **Mopping** – cleaning with a mop
- ▷ **Mischief** – trouble

- ▷ **Tossing and turning** – moving restlessly
- ▷ **Hammock** – sling for sleeping in
- ▷ **Bursting out laughing** – suddenly starting to laugh

The Island of Flowers (Page 36)

- ▷ **Blossoms** – flowers
- ▷ **Gossamer-winged** – with thin, see-through wings
- ▷ **Flitting** – moving lightly
- ▷ **Bitterly** – sadly
- ▷ **Churning** – roughly moving
- ▷ **Lush** – green and healthy
- ▷ **Steep** – sharply angled
- ▷ **Sprouted** – started to grow
- ▷ **Archipelago** – group of islands

Sekhmet and the Eye of Ra (Page 39)

- ▷ **Gloomy** – dark and depressing
- ▷ **Dwelt** – lived
- ▷ **Clutches** – grip
- ▷ **Worshipped** – prayed to
- ▷ **Plotting** – planning
- ▷ **Headdress** – thing worn on head
- ▷ **Shaggy** – rough and messy
- ▷ **Chaos** – disorder and confusion
- ▷ **Engulfed** – completely surrounded
- ▷ **Shelter** – protection
- ▷ **Pomegranate** – a kind of fruit
- ▷ **Lapping up** – drinking up
- ▷ **Rampage** – wild attack
- ▷ **Ravage** – destroy

CLASS DISCUSSION SHEET

LET'S TALK ABOUT... **islands!** This month's story is about the lovely island of Flores, part of the Portuguese archipelago called the Azores. Let's start a discussion about islands and why they are amazing!

1. What do *you* think an island is? What is the difference between an island, a peninsula and a continent?

2. How many different islands can you name? Which one would you most like to visit, and why?

3. How do you think islands are created?

4. What do you think it would be like to live on an island? What challenges would island-dwellers face?

MY FAVOURITE ISLAND!

Have you been to an island, or would you like to visit one? Pick your favourite island and write about it below!

My favourite island is called: _____

Where is it? _____

How did you get to it? _____

Why would you recommend people visit it? _____

NAME _____

CLASS _____

READING COMPREHENSION SHEET

Can you spot the *prepositions* in this extract? See if you can come up with some amazing alliterations as well!

“

Far, far up in the sky, there is a secret garden among the clouds.
In that garden grow the most fabulous flowers the world has ever seen.
There are blossoms of red and blue and yellow and purple and other
colours that we don't even have a name for!

”

1. In the first sentence there are two *prepositions*, which are words that tell us where things are compared to other things. What are they? (**Hint:** one of the prepositions is repeated!)
2. *Alliteration* is when words with the same first letter or sound are used right after each other. Can you spot two different examples of alliteration in the second sentence of the extract?
3. A *synonym* is a word that means the same thing as another word. What is a synonym for the word 'flowers' in the extract?

ALLITERATE IT!

Create alliterations by writing in words that begin with the same letter or sound after these words!
(We've filled in the first one as an example...)

Beautiful Bird

Happy _____

Delightful _____

Colourful _____

ANSWERS: 1. Far and among. 2. Garden grow and fabulous flowers. 3. Blossoms.

NAME _____

CLASS _____

STORY SEQUENCING SHEET

What order should these events from 'The Island of Flowers' be in?

Write a '1' after the first one, a '2' after the second one, and so on...

It was only when Belen was drifting down out of the clouds that she discovered that her plant friends had hidden seeds in her dress!

She loved to peer at the Earth far below, and thought that humans would be happier if the fairies shared the sky-blossoms with them.

Belen was very sad! She said goodbye to her beloved plants before floating down from the cloud garden.

They named the group of islands the Azores, and called the one with Belen's garden 'Flores', which means 'flowers' in Portuguese.

The garden was tended by fairies. Most paid no attention to the world beneath the cloud-garden, but Belen was different.

She planted her seeds on the island and cared for the plants that sprouted there. Soon, the island was covered with beautiful blossoms.

When Belen asked the fairy queen who ruled the garden if they could give the humans some of their flowers, the ruler was furious.

When sailors first sailed their ships to the islands, they smelled the fragrance of Belen's flowers from across the waters.

The fairy queen said that Belen did not deserve to live in the sky and banished her to the Earth below.

Below her, Belen spotted a group of nine islands and decided to plant her garden on the greenest one, which she thought was beautiful.

High in the clouds, there was a secret garden where wonderful flowers grew. They were more beautiful than any found on Earth!

NAME _____

CLASS _____

STORYBOARD

Now you can tell Belen's story in your own way! Write about what happened to her underneath the pictures below...

1



2



3



4




NAME _____

CLASS _____

CHARACTER SHEET: BELEN

Belen the fairy wanted to share the joy of flowers with the people of the Earth in this month's story. See if you can answer the questions about her below!



What job title would you give to Belen?

What made Belen different from the other fairies in the sky?

Which three adjectives would you use to describe Belen?

What do you think Belen would have missed about her home in the sky?

Imagine what the most amazing flower in Belen's garden would look like. Draw it and colour it in here!




What attracted Belen to the island of Flores when she saw it?

ISLAND STORIES TO READ

Islands make awesome settings for stories! Here are some of our favourites from past issues of *Storytime* – read them all and then give them a star rating from one to five!

Story title	Issue	Where	Summary	Review
Finn MacCool	7	Ireland	The legendary hero creates the famous Giants' Causeway!	
Maui Goes Fishing	20	New Zealand	The Maori hero pulls up an island from the ocean!	
Urashima Taro	73	Japan	A girl sails off to save her father!	
The Fairy Flag of Clan MacLeod	78	Isle of Skye, Scotland	A fairy host saves a Scottish clan from its enemies!	
Audun and the Bear	88	Iceland	The voyage of an intrepid boy who wants to see the world!	
The Mighty Viking	96	Samso, Denmark	A brave girl goes on a quest to a haunted island!	
The Crocodile's Gift	96	The Maluku Islands	A crocodile helps a poor girl go to the prince's party!	
The Bat Goddess	98	Samoa	A princess makes friends with bats!	
The Island of Flowers	108	The Azores, Portugal	A fairy transforms an island into a gorgeous garden!	

Now you have read some great island stories, imagine that you are on a deserted island. Write your own tale about how you got there, what you found when you came ashore, and how you escaped!

This image shows a blank sheet of white paper with horizontal ruling lines. The lines are evenly spaced and run across the width of the page. There are no margins, text, or other markings on the paper.

NAME _____ CLASS _____

DESCRIBE THESE ISLANDS!

Adjectives are words that are used to describe things! On this page, you will find different adjectives that are useful for talking about islands. Choose two adjectives from the list to describe each of the four islands below!

SANDY

DRY

VOLCANIC

WINDY

ROCKY

GRASSY

SUNNY

STORMY

SMALL

HIGH

LUSH

LARGE

FLAT

WILD

DESERTED

THIS ISLAND IS....



THIS ISLAND
IS _____
AND _____



THIS ISLAND
IS _____
AND _____



THIS ISLAND
IS _____
AND _____



THIS ISLAND
IS _____
AND _____

NAME _____

CLASS _____

AMAZING ISLANDS!

There are thousands of islands all over the world!
Here are some of the most fascinating ones...



Greenland is the world's biggest island, but not many people live there! Despite its name, 80% of it is covered with white ice...

North Sentinel Island in the Indian Ocean is home to perhaps the last uncontacted tribe of people on Earth. There are between 50-400 of them. Outsiders are not allowed on the island in case they give the locals diseases.

Socotra is an archipelago of four islands in the Indian Ocean, off the coast of Yemen. It is home to many strange-looking plants that are found nowhere else on the planet.

The island of Great Britain makes up most of the United Kingdom – the mainland parts of England, Scotland and Wales can be found here. It used to be part of Europe until it was separated from the continent by rising sea levels.

Tristan da Cunha is the inhabited island group that is furthest from any other island! It is in the South Atlantic Ocean, 1514 miles south of Saint Helena – which is also a very isolated island!

Hispaniola is the second-largest island in the Caribbean (after Cuba) and contains two countries: Haiti and the Dominican Republic. Centuries ago, it was home to pirates!

The Galápagos Islands are a group of 19 islands in the Pacific Ocean. They are home to animals and birds that are found nowhere else on Earth. 97% of the archipelago is a national park.

Hawaii (also called the Big Island) is the largest of the Hawaiian Islands. It is made up of five volcanoes! The peaks are sacred in the Hawaiian religion, but observatories have been built on top of the tallest one (Mauna Kea) to study the stars.

Palm Jumeirah in the United Arab Emirates is a group of islands that looks like a palm tree! This isn't an accident, because they are artificial – they were made by humans!



WHERE ARE THEY?

Can you work out where the islands on the left are, based on their descriptions? Write in the matching number on each location!

1 **New Zealand** is a country in the southern Pacific Ocean. It is made up of two main islands and many smaller ones.

2 **The Galapagos Islands** are close to South America and are home to giant tortoises!

3 **Greenland** is the world's largest Island. It's mostly covered in ice!

4 **Hawaii** is made up of seven major islands, most of which are volcanic.

5 **The Philippines** is an archipelago of over 7000 islands in southern Asia. Only a third are inhabited!

6 **The island of New Guinea** is split between two countries: Indonesia and Papua New Guinea. It is home to more than 1000 cultures.

7 **The Azores** are Portuguese islands in the mid-Atlantic, famous for their lush vegetation!



NAME _____

CLASS _____

ANSWERS: A. 4, B. 2, C. 3, D. 7, E. 5, F. 6, G. 1.

HOW ARE ISLANDS FORMED?

Islands are made in different ways! Can you draw a line matching each type of island with the correct definition?

A. This island was part of a continent, but became separated from it after sea levels rose.

B. Lava bubbling up from a volcano on the ocean floor created this island!

C. Tiny sea creatures created this island out of a stone-like substance called coral.

D. This island is joined to the mainland for part of the time, but becomes an island when the tide rises.

E. Humans created this island by piling up rocks and other materials on the sea floor.

1. TIDAL ISLAND

2. CORAL ATOLL

3. ARTIFICIAL ISLAND

4. VOLCANIC ISLAND

5. CONTINENTAL ISLAND

ANSWERS: A, 5, B, 4, C, 2, D, 1, E, 3.

FACTS ABOUT THE AZORES!

★ This archipelago in the Atlantic Ocean is made up of nine main islands and many smaller ones.

★ Each main island is associated with a different colour: Santa Maria (yellow), São Miguel (green), Terceira (lilac), Graciosa (white), São Jorge (brown), Pico (grey), Faial (blue), Flores (pink) and Corvo (black).

★ The Azores are governed by the country of Portugal and the official language is Portuguese.

★ The islands' population is around 250,000. Most of the people there work in fishing, agriculture or tourism.


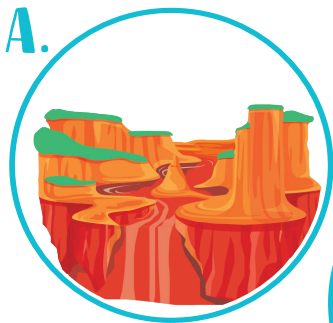
★ The islands are volcanic and have rich soil that is great for growing crops (and flowers!) Both tea and wine grapes are grown there.

★ The peak of Mount Pico (on the island of Pico) is the highest point in the Azores – and in the entire country of Portugal!



NAME THAT GEOGRAPHICAL FEATURE!

Planet Earth is full of different geographical features! Can you name all the ones in this page? How many do you recognize?



1. **ISLAND** 2. **DESERT**

3. **MOUNTAIN** 4. **LAKE**

5. **RIVER** 6. **WATERFALL**

7. **CANYON** 8. **VOLCANO**

DID YOU KNOW?

Even though it is very cold, much of Antarctica is considered to be a desert because very little rain falls there!

ANSWERS: A, 7, B, 4, C, 1, D, 3, E, 6, F, 8, G, 2, H, 5.

DESERT ISLAND SURVIVAL

A desert island is an island where nobody lives. What would it be like to be stranded on one, and what would you need to survive? Write down how you would deal with the situations listed below!



YOU ARE THIRSTY!

To get drinking water I would...

YOU ARE HUNGRY!

To find some food and cook it, I could...

**IT'S GETTING DARK
AND YOU NEED SHELTER!**

A good place to sleep would be...

**YOU CAN SEE A RESCUE BOAT
OR PLANE IN THE DISTANCE!**

To signal for help, I would...

YOUR SURVIVAL KIT!

Which five things would you bring with you to a desert island?

They have to fit in a backpack and should not use electricity!

1 _____

4 _____

2 _____

5 _____

3 _____

NAME _____

CLASS _____

DESIGN AN ISLAND!

Use the space below to draw your very own island! Make it unique and give it a special name.

ISLAND TIPS!

- ★ What climate does it have? Is it a tropical paradise or an icy place?
- ★ Include lots of interesting plants and geographical features!
- ★ How was your island created? Choose one of the types on page 16!
- ★ Give your island an interesting shape – most islands have complicated coastlines!
- ★ Are there towns and villages, or is it a desert island?

My island is called: _____

Its weather is: _____

The main landmark is: _____

NAME _____

CLASS _____

COLOUR IN BELEN'S GARDEN



NATIONAL FLOWER

Most Azoreans consider the **blue hydrangea** to be the national flower of the islands. It is often seen on embroidery and other souvenirs from the Azores.

NAME _____

CLASS _____